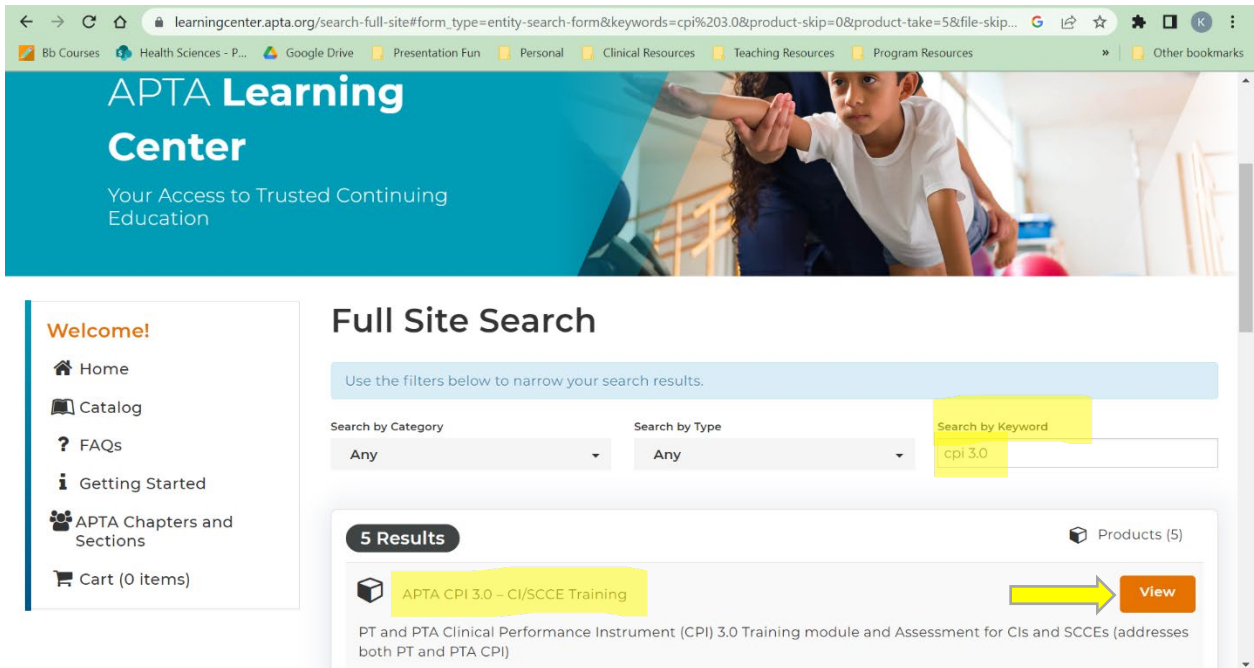




PTA CPI 3.0 INFORMATION

The PTA CPI 3.0 will be used to assess student performance during the clinical rotation with you. Here's how to get started :

- **Training Requirement** : Everyone who uses the CPI must complete a training for it, to make sure that we're all using the same language/metrics. This training only needs to be completed once. This training is on the [APTA Learning Center](#) webpage. Access it by searching the [APTA Learning Center](#) for "CPI 3.0". Click on the "View" button for "APTA CPI 3.0 – CI/SCCE Training", then "Register". You will have to log in (to either your APTA account, if you're a member, or into a guest account). **Please let me know what e-mail address you use to log in** (this is how I will give you access to the student's CPI assessment).



- The website for the CPI is cpi.apta.org. Once you have let me know that you have completed the training, I will give you access to the student's CPI assessment. When you log on to the CPI's website, the student's assessment should be available for you to "Start" or "Edit".

Here's the user guide for CIs :	Here's more detail about the assessment itself :
 <p style="text-align: center;">(double-click to open)</p>	 <p style="text-align: center;">(double-click to open)</p>